



Tourist/Business Visitor Visa Application

for use by people outside New Zealand intending a short stay

Who can use this form?

To use this form, you must be:

- outside New Zealand
- travelling to New Zealand for either tourism or business
- intending to spend less than six months in New Zealand
- financially supported by your own funds if you are travelling as a tourist, or by your employer if you are travelling for business.

If you do not meet these requirements, please use the form *Visitor Visa Application (INZ 1017)*.

You can use this form to apply for a visa for a single applicant or for a family. A family may include a principal applicant, partner, and dependent children under 20.

When filling in this form, write clearly in English using **CAPITAL LETTERS**.

Section A Principal applicant's personal details

All principal applicants must complete this section.

Attach **two** passport-size photographs of yourself here.

The photographs must be less than six months old.

Write your full name on the back of both photographs.

A1 Name as shown in passport

Family/last name

Given/first name

A2 Other names you are known by or have ever been known by (if any)

A3 Gender Male Female

A4 Date of birth **A5** Preferred title Mr Mrs Ms Miss Dr other (specify)

A6 Town/city of birth Country of birth

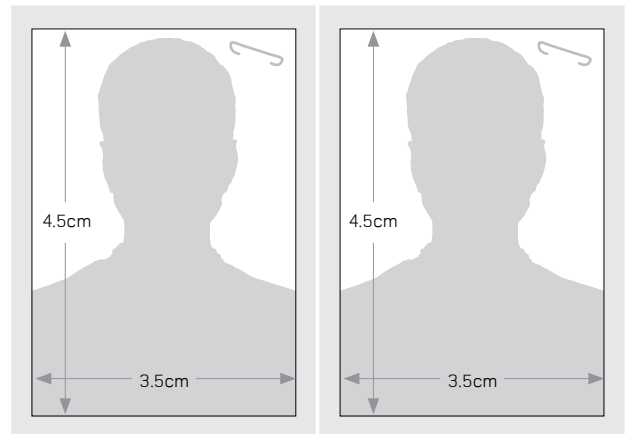
A7 Passport details

Number Expiry date Country

A8 Partnership status Married Partner Engaged Never married Separated/Divorced Widowed

A9 Do you have a national identity number, or other unique identifier that was issued to you by any government?

Yes National identity number/unique identifier



No

Section B Contact details

All principal applicants must complete this section.

B1 Your residential address in the country you reside in.

Address

Province/region

Telephone (mobile) Telephone (other)

Email

B2 Name and address for communication about this application.

Same as address at **B1**, or as below

Family Given

Company name (if applicable) and address

Telephone (mobile) Telephone (other)

Email

B3 Do you authorise the person stated at **B2** to act on your behalf? Yes No

B4 Have you received immigration advice on this application?

i You can find a definition of immigration advice at www.immigration.govt.nz/advice. Please note immigration advice does not include assisting the applicant by acting as a translator or by recording information on this form.

Yes *Please make sure that your immigration adviser completes Section I: Immigration adviser's details*

No

B5 Names and addresses of any friends, relatives, or contacts you have in New Zealand (if applicable)

Name

Address

Relationship Friend Family member Other (please specify)

Name

Address

Relationship Friend Family member Other (please specify)

B6 List your current and previous two employers, including periods of self-employment. Start with the current position.

Date from (DD/MM/YY)	Date to (DD/MM/YY)	Name of employer	Location (city and country)	Occupation/Job title
/ /	Present			

/ /	/ /		
/ /	/ /		

Section C Visa type

All principal applicants must complete this section.

C1 Date you will arrive in New Zealand Date you will depart New Zealand

C2 What is the purpose of your visit to New Zealand? Tourism Business* Visiting family/friends

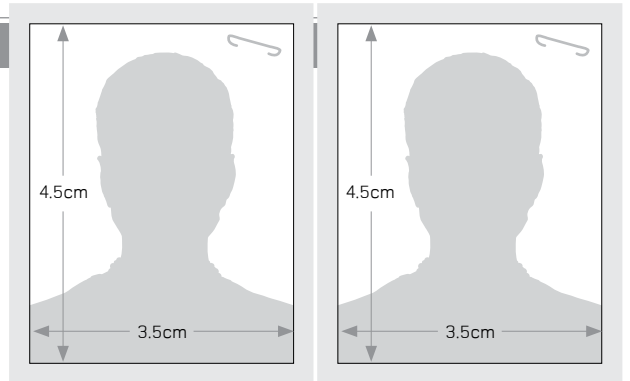
*If you are travelling for business, please enclose a letter from your employer and/or the relevant company in New Zealand to confirm the purpose of your visit

Section D

Partner's personal details

All principal applicants who have ticked 'Married', 'Partner' or 'Engaged' at **A8** must complete this section with their partner's personal details, whether or not the partner is included in this application. Attach two photographs of your partner only if they are included in this application.

If applicable, attach two passport-size photographs of your partner here. The photographs must be less than six months old. Write your partner's full name on the back of both photographs.



D1 Partner's name as shown in passport

Family/last name

Given/first name

D2 Other names your partner is known by or has ever been known by (if any)

D3 Partner's gender Male Female

D4 Partner's date of birth

D5 Partner's preferred title Mr Mrs Ms Miss Dr other (specify)

D6 Town/city of birth Country of birth

D7 Partner's passport details

Number Expiry date Country

D8 Is your partner included in this application? Yes No

D9 Does your partner have a national identity number, or other unique identifier that was issued by any government?

Yes *Partner's national identity number/unique identifier*

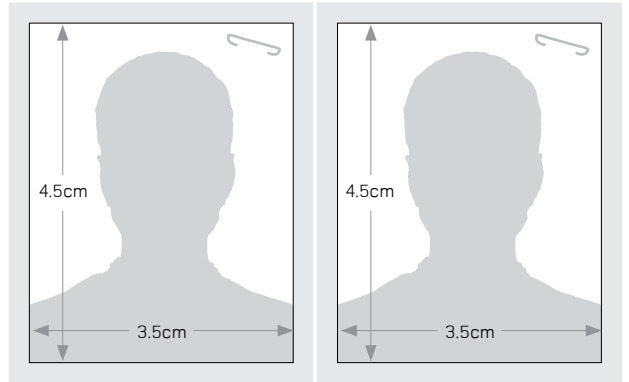
No

Section E Dependent children's personal details

You must complete this section with the details of each dependent child included in this application. If you wish to include more than two children in your visa application, please print an extra copy of this page and attach it to the form.

Dependent child one

Attach two recent passport-size photographs of the child here. The photographs must be less than six months old. Write the child's full name on the back of both photographs.



E1 Child's name as shown in passport

Family/last name

Given/first name

E2 Child's gender Male Female **E3** Child's date of birth

E4 Child's passport details

Number Expiry date

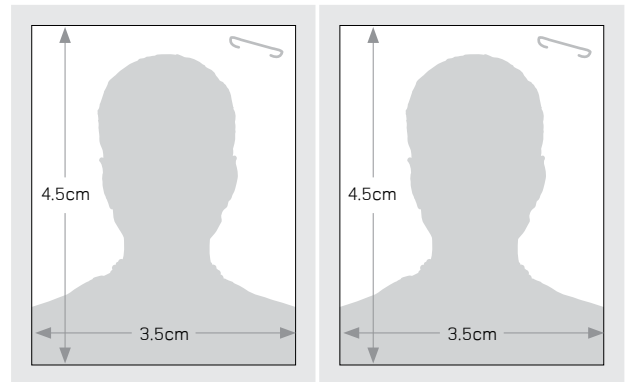
Country

E5 Town/city of child's birth

Country of child's birth

Dependent child two

Attach two recent passport-size photographs of the child here. The photographs must be less than six months old. Write the child's full name on the back of both photographs.



E6 Child's name as shown in passport

Family/last name

Given/first name

E7 Child's gender Male Female **E8** Child's date of birth

E9 Child's passport details

Number Expiry date

Country

E10 Town/city of child's birth

Country of child's birth

Section F Health

All principal applicants must complete this section.

F1 Do you or any person included in this application have tuberculosis (TB)? Yes No

F2 Do you or any person included in this application have any medical condition that requires, or may require, one of the following during your stay in New Zealand?

- Renal dialysis Yes No
- Hospital care Yes No
- Residential care Yes No

Residential care is long-term care provided in live-in facilities for the aged or for people with physical, sensory, intellectual, or psychiatric disabilities.

F3 Are you or any person included in this application pregnant? Yes No

F4 If you have answered Yes to any of the questions in **F1** to **F3**, please provide details.

Section G Character

All applicants must complete this section.

Note: if your application is declined for character reasons, Immigration New Zealand may place a notation in your passport indicating that you applied for a visa for New Zealand.

G1 Have you or any other person included in this application been:

- convicted Yes No
- charged Yes No
- under investigation Yes No

for any offence(s) against the law in any country?

G2 Have you or any other person included in this application been:

- excluded (refused entry) from Yes No
- refused a visa by Yes No
- removed or deported from Yes No

any country?

If you have answered **Yes** to any of the questions in **G1** and **G2**, please provide details below. Continue on a separate piece of paper if necessary.

Section H Declaration by applicant

All of the people included in this application must complete this section.

I have provided true and correct answers to the questions in this form.

I will inform Immigration New Zealand of any relevant fact or change of circumstances that may (i) affect the decision on my application for a visa, or (ii) affect the decision to grant entry permission based on the visa for which I am applying.

I agree to leave New Zealand before my visa expires. If I remain in New Zealand after my visa has expired, I may be deported by Immigration New Zealand.

I understand that I am not entitled to free health care in New Zealand, and I will pay for any health care or medical assistance I may require in New Zealand.

I understand that if I have received immigration advice from an immigration adviser and if that immigration adviser is not licensed under the Immigration Advisers Licensing Act 2007 when they should be, Immigration New Zealand will return my application.

I authorise Immigration New Zealand to provide information about my health and my immigration status to any health service agency. I authorise any health service agency to provide information about my health to Immigration New Zealand.

I authorise Immigration New Zealand to make any necessary enquiries about information on this form and/or accompanying documentation, so that they can:

- make a decision on this application
- answer enquiries about my immigration status once my application has been decided.

I authorise any agency whether in New Zealand or overseas, including but not limited to border or immigration agencies, education providers, financial institutions, foreign embassies, government authorities, healthcare providers, police or other law enforcement agencies, that holds information (including personal information) related to information on this application form and/or accompanying documentation to disclose that information to Immigration New Zealand.

Signature of principal applicant	<input type="text"/>	Date	<input type="text"/>
Signature of partner	<input type="text"/>	Date	<input type="text"/>
Signature of dependent child	<input type="text"/>	Date	<input type="text"/>
Signature of dependent child	<input type="text"/>	Date	<input type="text"/>

Note that a parent or guardian may sign on behalf of a child under 18 years.

Section I Immigration adviser's details

This section must be completed by the applicant's immigration adviser. If the applicant does not have an immigration adviser, this section does not have to be completed. If you have assisted the applicant solely by acting as a translator or by recording information on the form, you do not have to complete this section. Complete Section J: Declaration by person assisting the applicant instead.

I1 Tick the one option that applies to you.

- I am a licensed immigration adviser under the New Zealand Immigration Advisers Licensing Act 2007. Go to **I2**
- I am exempt from licensing under the New Zealand Immigration Advisers Licensing Act 2007. Go to **I3**

If you are unlicensed when you should be licensed under the Immigration Advisers Licensing Act 2007, Immigration New Zealand will return your client's application. It is an offence to provide immigration advice without holding a licence, unless you are exempt.

I2 Licensed advisers. Licence type full provisional limited List conditions specified in the register:

Licence number Go to Section J: Declaration by person assisting the applicant.

I3 Exempt from licensing. Tick one box below to show why you are exempt from licensing.

- I provided immigration advice in an informal or family context only, and I did not provide the advice systematically or for a fee.

- I am a New Zealand member of Parliament or member of their staff and I provided immigration advice as part of my employment agreement.
- I am a foreign diplomat or consular staff.
- I am an employee of the New Zealand public service and I provided immigration advice within the scope of my employment agreement.
- I am a lawyer and I hold a current practising certificate as a barrister or as a barrister and solicitor of the High Court of New Zealand.
- I am employed by, or I am working as a volunteer for, a New Zealand community law centre where at least one lawyer is on the employing body of the community law centre or is employed by or working as a volunteer for the community law centre in a supervisory capacity.
- I am employed by, or I am working as a volunteer for, a New Zealand citizens advice bureau.

Go to Section J: Declaration by person assisting the applicant.

Section J Declaration by person assisting the applicant

This section must be completed and signed by any person who has assisted the applicant by providing immigration advice, explaining, translating, or recording information on the form for the applicant. If the applicant does not have an immigration adviser, and no one helped the applicant to fill in this form, this section does not have to be completed.

If you are unlicensed when you should be licensed under the Immigration Advisers Licensing Act 2007, Immigration New Zealand will return your client's application. It is an offence to provide immigration advice without holding a licence. For more information, go to the Immigration Advisers Authority website www.iaa.govt.nz, or email info@iaa.govt.nz or write to them at PO Box 6222, Wellesley Street, Auckland 1141, New Zealand.

Name and address of person assisting applicant

- Same as address given at **B2**, or as below.

Family/last name

Given/first name(s)

Company name (if applicable) and address

Telephone (daytime)

Telephone (evening)

Fax

Email

I understand that after the applicant has signed this form it is an offence to change or add further information, change any documents attached to the form, or attach any further documents to the form.

I note that the maximum penalty for this offence is a fine of up to NZ\$100,000 and/or a term of imprisonment of up to seven years. However, if changes are needed, the person making the changes must state on the form what information or documents have been changed and give reasons for the changes.

I certify that the applicant asked me to help them complete this form and any additional forms. I certify that the applicant agreed that the information provided was correct before signing the declaration.

- I have assisted the applicant as an interpreter/translator
- I have assisted the applicant with recording information on the form
- I have assisted the applicant in another way. Specify
- I have provided immigration advice (as defined in the Immigration Advisers Licensing Act 2007) and my details in Section I: Immigration adviser's details are correct.

Signature of person assisting

Date

When filling in this form, please write clearly using CAPITAL LETTERS.



When filling in this form, please write clearly using CAPITAL LETTERS.

Section K

Paying your application fee

To find out how much the fee is and where to send your application, use our office and fees finder at www.immigration.govt.nz/fees.

Note: some offshore branches do not accept credit cards. The office and fees finder contains information about alternative methods of payment.

Your application fee

Amount you are paying:

Currency

Application number
(office use only)

Preferred methods of payment

We recommend that you use one of the following methods of payment for better security and faster processing:

Bank cheque/bank draft

Credit card (choose one)

Mastercard Visa

SWITCH card (UK only) SWITCH card issue number

Name of cardholder

Card number

CVC/CVV number

Note: Your CVC/CVV number is the three-digit number found on the signature strip on the back of your credit card.

Expiry date

Signature of cardholder

Date

Other methods of payment

Personal cheque. *Note that we will hold your application for 10 working days to allow the cheque to be cleared.*

Cash. *Our New Zealand branches do not accept cash. Most of our branches outside New Zealand do not accept cash.*

EFTPOS. *Note this option is only available for applications lodged in person in one of our New Zealand offices.*

We do not accept money orders.



Where to send your application

Go to www.immigration.govt.nz/contactus to check which Immigration branch will process your application.

About the information you provide

Immigration New Zealand collects the information about you on this form to decide whether you are eligible for a visa. We may also use the information to contact you for research purposes or to advise you on immigration matters.

Collecting the information is authorised by the Immigration Act 2009 and the Immigration Regulations made under that Act. You do not have to provide the information, but if you do not we are likely to decline your application.

The information we collect may also be used to determine whether you are allowed to board a flight to New Zealand. We will not share your personal information with airline check-in agents; however, we will send a boarding message to the airline check-in agent based on the information you have provided in this form.

Immigration New Zealand may also share the information you have provided with other government agencies that are entitled to it by law, or with other agencies (as you have agreed in the declaration).

You are able to ask for the information we hold about you and have any of it corrected if you think it is necessary. The address of Immigration New Zealand is PO Box 3705, Wellington, New Zealand. **This is not where your application should be sent.**

Application checklist

OFFICE USE ONLY	Information and documents you must supply	CHECK LIST
<input type="checkbox"/>	I have completed and signed the application form.	<input type="checkbox"/>
<input type="checkbox"/>	I have provided my application fee.	<input type="checkbox"/>
<input type="checkbox"/>	I have attached my passport or travel document (the original document).	<input type="checkbox"/>
<input type="checkbox"/>	I have attached two recent passport-size photographs.	<input type="checkbox"/>
<input type="checkbox"/>	I have attached my itinerary.	<input type="checkbox"/>
<input type="checkbox"/>	I have attached evidence of funds for support.	<input type="checkbox"/>
<input type="checkbox"/>	I have attached a letter from my employer regarding my purpose in New Zealand (if travelling for business)	<input type="checkbox"/>

Returning your documents

Tick **one** of the following options

I wish to collect my documents when ready.	<input type="checkbox"/>
Return all documents to me by secure post at the address given at B2 . You may be required to pay for postage. Please see www.immigration.govt.nz/contactus and select your branch to check if a postage fee applies.	<input type="checkbox"/>